

Scaled data based on original data using
LM-79-08 Approved Method: Electrical and Photometric Measurements of Solid-
State Lighting Products

Test Report Prepared for
Cooper Lighting Solutions
(formerly Eaton)

Brand: STREETWORKS

Report Number: P367678

Luminaire Tested: **PMM-SA3A-730-U-5NQ**

Issue Date: 12/2/2019

Test Information

Test Method: LM-79-08
Report Number: P367678
TEST IS SCALED FROM IESNA LM-79-08 TEST DATA (G2-1910-543-5)
Test Lab: INNOVATION CENTER
Issue Date: 12/2/2019
Manufacturer: COOPER LIGHTING SOLUTIONS (FORMERLY EATON)
Product Line: STREETWORKS
Catalog Number: PMM-SA3A-730-U-5NQ
Description: MESA POST TOP DECORATIVE LUMINAIRE. (3) LIGHTSQUARES WITH 16 LEDS EACH AND TYPE V NARROW OPTICS.
Light Source: -
Ballast/Driver: ELECTRONIC DRIVER

Summary

Lumens per Lamp: N/A
Luminaire Lumens: 10931 lumens
Efficiency: N/A
Efficacy: 113.9 lumens/watt
Luminous Opening: Rectangular (W 1' x L: 1' x H: 0')
IES Classification: Type V - Short
BUG Rating: B3 - U0 - G1

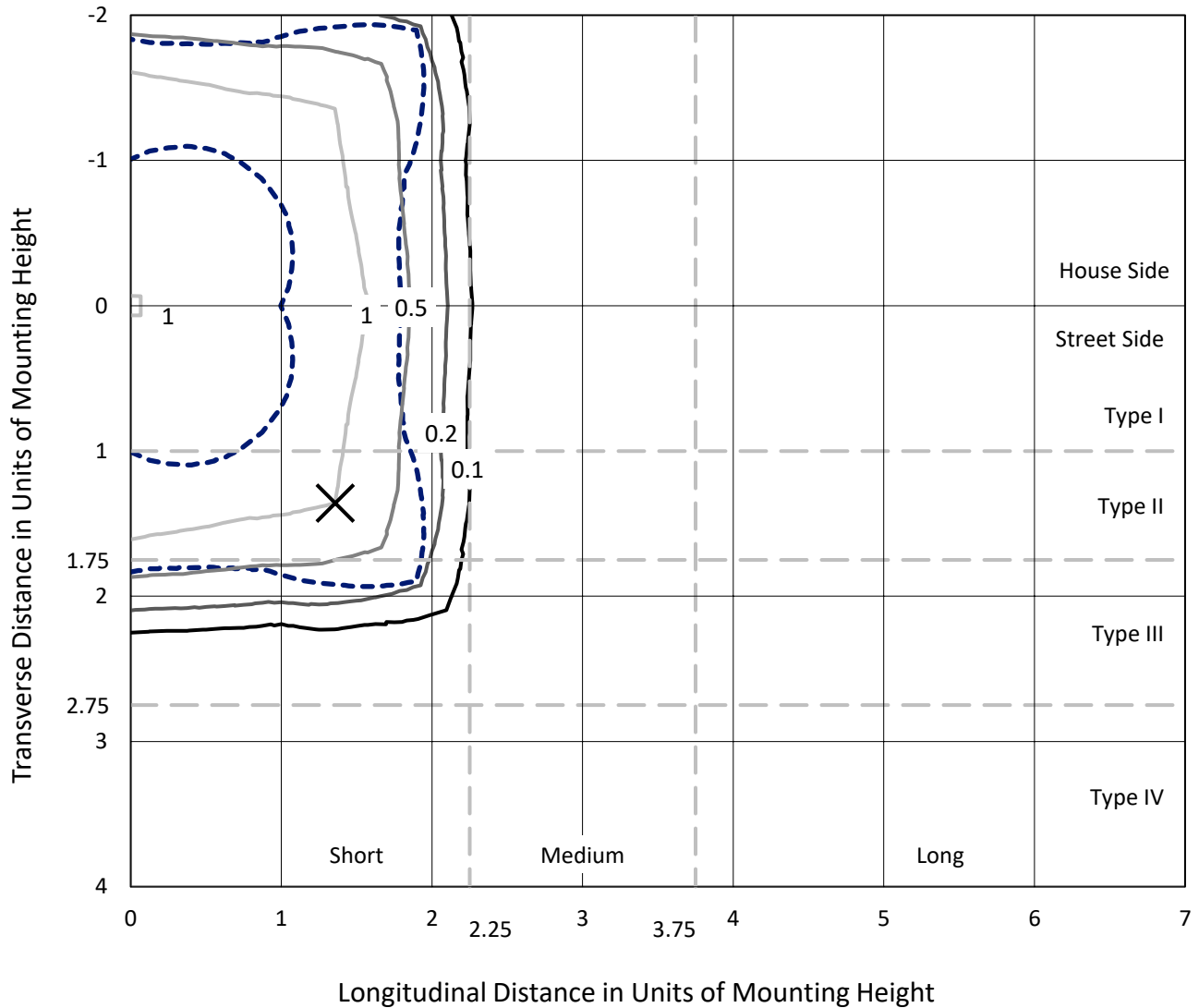
Input Watts (W): 96
Input Voltage (V): NR
Input Current (Ain): NR
Voltage Rise (V): NR
Power Factor: NR
Total Harmonic Distortion (THDi): NR
Frequency (hertz): 60
Stabilization Time: NR
Operation Time: NR
Ambient Temperature (°C): NR
Test Distance: 28.75 FT



REPORT NUMBER: P367678
 CATALOG NUMBER: PMM-SA3A-730-U-5NQ

Iso-Footcandle Lines of Horizontal Illumination

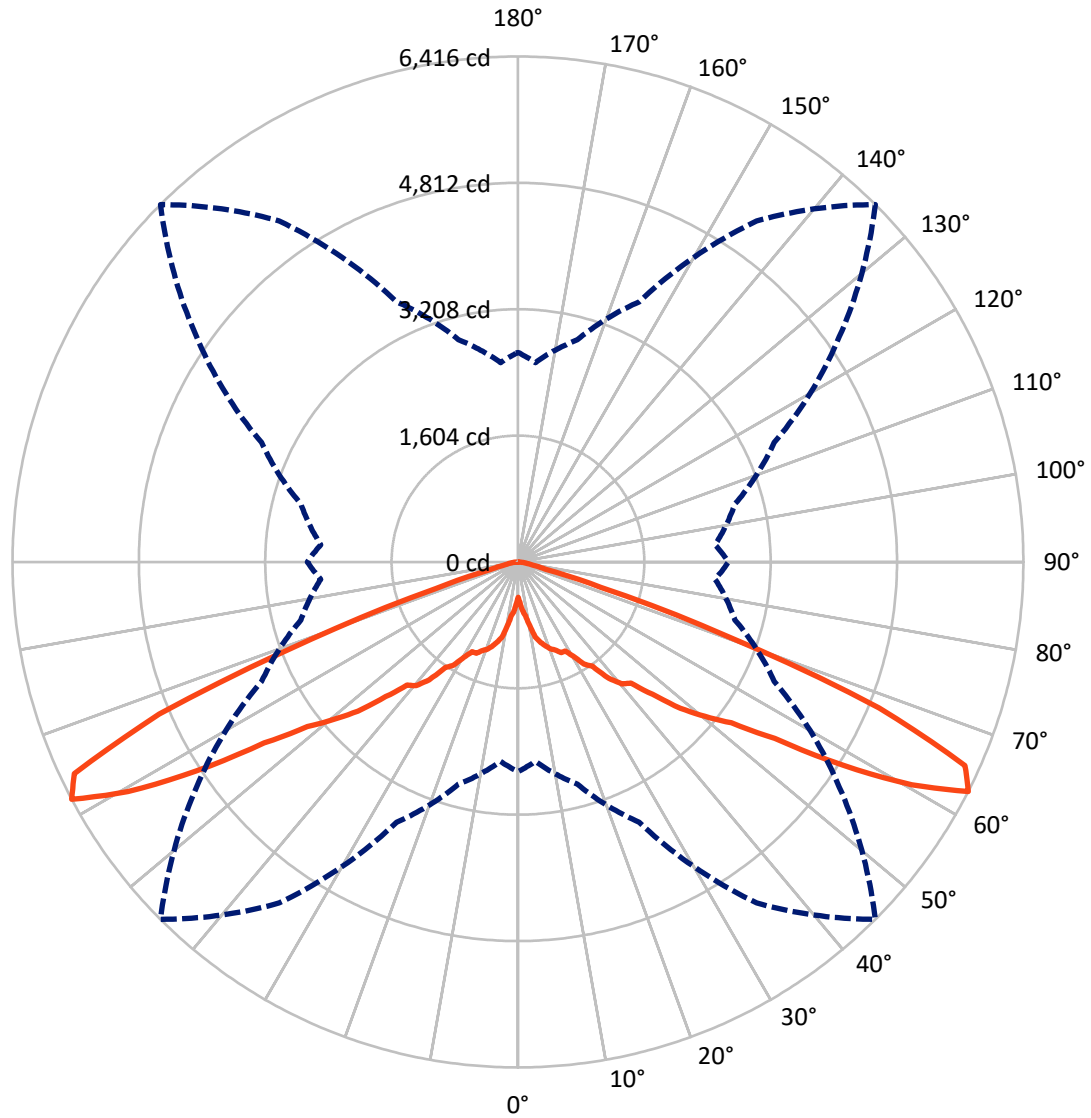
✕ Max cd
 - - - 1/2 Max cd



Based on 25 foot mounting height. Maximum calculated value = 1.9 fc
 Type V - Short - N/A

REPORT NUMBER: P367678
CATALOG NUMBER: PMM-SA3A-730-U-5NQ

Luminous Intensity Polar Plot



— Vertical Plane Through 45-Deg Lateral - - - Horizontal Cone Through 62.5-Deg Vertical

REPORT NUMBER: P367678

CATALOG NUMBER: PMM-SA3A-730-U-5NQ

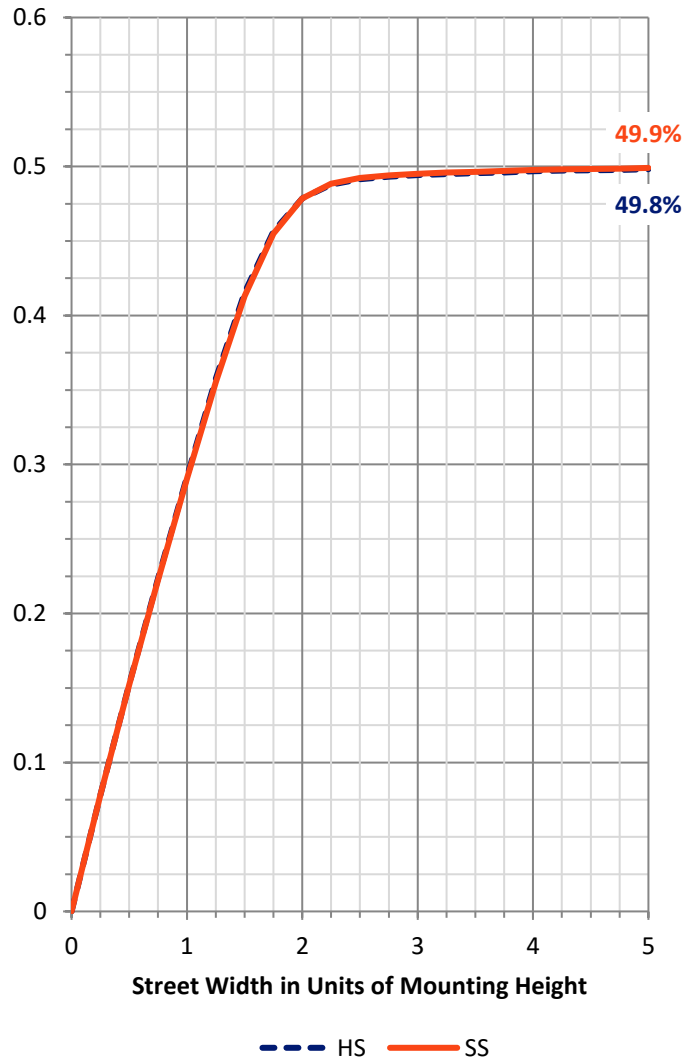
FLUX DISTRIBUTION:

		Downward	Upward	Total
House Side	Lumens	5465.5	0.0	5465.5
	% Fixture	50.0	0.0	50.0
Street Side	Lumens	5465.5	0.0	5465.5
	% Fixture	50.0	0.0	50.0
Total	Lumens	10931.0	0.0	10931.0
	% Fixture	100.0	0.0	100.0

ZONAL LUMENS:

Zone	Lumens	% Fixture
0°-10°	67.4	0.6
10°-20°	297.0	2.7
20°-30°	622.5	5.7
30°-40°	1172.9	10.7
40°-50°	2128.7	19.5
50°-60°	3596.9	32.9
60°-70°	2688.9	24.6
70°-80°	300.8	2.8
80°-90°	56.0	0.5
90°-100°	0.0	0.0
100°-110°	0.0	0.0
110°-120°	0.0	0.0
120°-130°	0.0	0.0
130°-140°	0.0	0.0
140°-150°	0.0	0.0
150°-160°	0.0	0.0
160°-170°	0.0	0.0
170°-180°	0.0	0.0
0°-90°	10931.0	100.0
0°-180°	10931.0	100.0

Coefficient of Utilization



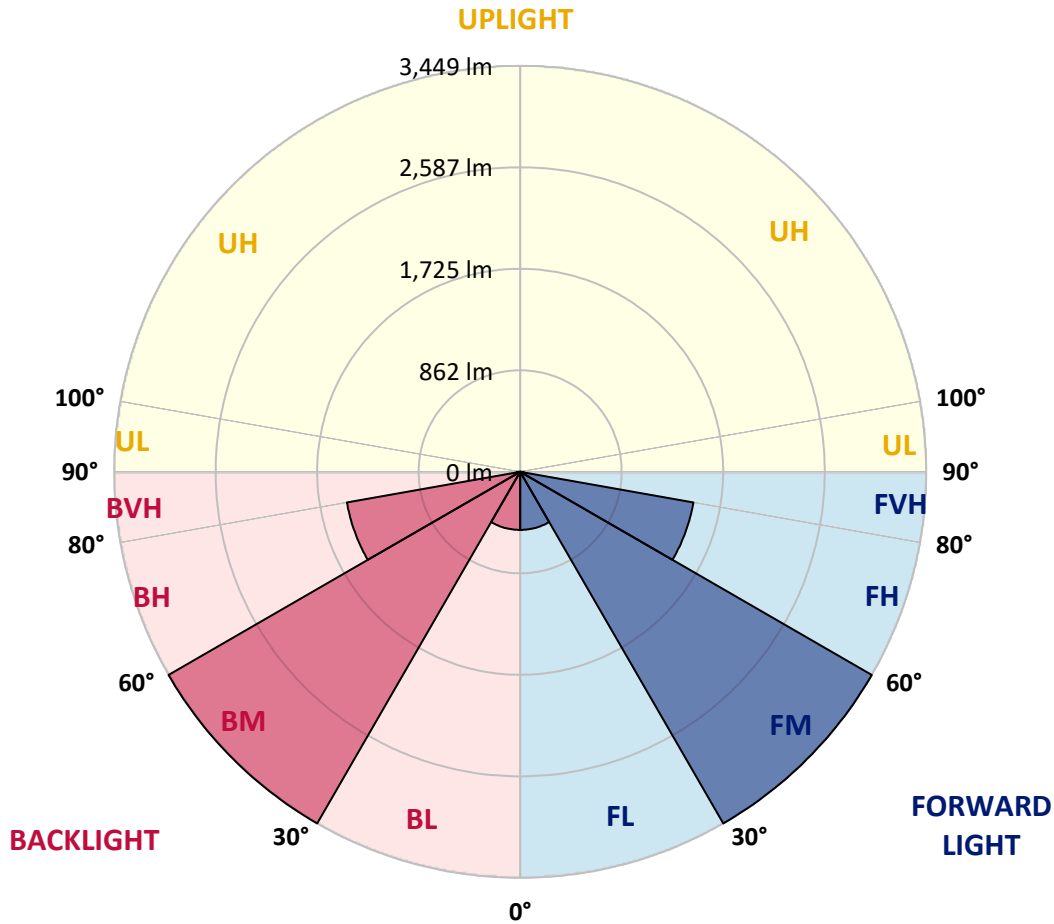
REPORT NUMBER: P367678
 CATALOG NUMBER: PMM-SA3A-730-U-5NQ

LUMINAIRE CLASSIFICATION SYSTEM LUMEN TABLE AND BUG RATING:

Zone	Lumens	% Fixture	Zone Rating/Lumen Limit		
			B	U	G
FL (0°-30°)	493.4	4.5			
FM (30°-60°)	3449.2	31.6			
FH (60°-80°)	1494.8	13.7			G1/1800
FVH (80°-90°)	28.0	0.3			G1/100
BL (0°-30°)	493.4	4.5	B1/500		
BM (30°-60°)	3449.2	31.6	B3/5000		
BH (60°-80°)	1494.8	13.7	B3/2500		G1/1800
BVH (80°-90°)	28.0	0.3			G1/100
UL (90°-100°)	0.0	0.0		U0/0	
UH (100°-180°)	0.0	0.0		U0/0	

BUG Rating: B3-U0-G1

Type V Short





REPORT NUMBER: P367678
 CATALOG NUMBER: PMM-SA3A-730-U-5NQ

CANDELA DISTRIBUTION (FULL):

	0°	5°	15°	25°	35°	45°	55°	65°	75°	85°	90°
0°	446.9	446.9	446.9	446.9	446.9	446.9	446.9	446.9	446.9	446.9	446.9
2.5°	543.4	533.7	499.4	511.4	523.9	522.1	519.0	509.6	501.2	536.3	543.4
5°	692.9	670.6	658.6	648.8	646.6	622.6	655.5	652.0	663.1	681.7	700.0
7.5°	812.1	791.1	759.6	752.9	716.9	690.2	718.7	753.8	764.9	799.2	819.6
10°	855.6	837.4	843.2	813.4	811.6	819.2	812.9	820.9	850.3	846.3	861.4
12.5°	953.5	956.6	937.9	930.3	945.5	978.4	950.4	940.6	933.5	963.7	973.0
15°	1045.1	1063.3	1032.6	1027.7	1021.5	1052.2	1022.0	1036.6	1049.5	1055.8	1052.2
17.5°	1174.9	1175.8	1141.6	1086.9	1107.3	1117.1	1103.8	1078.4	1139.4	1170.0	1171.8
20°	1260.3	1263.4	1195.8	1110.5	1168.3	1177.2	1170.5	1117.6	1198.5	1249.7	1247.4
22.5°	1352.4	1341.7	1250.1	1187.8	1208.3	1213.6	1199.4	1192.7	1249.7	1342.6	1328.8
25°	1414.2	1433.8	1342.6	1302.6	1285.2	1272.8	1291.0	1294.6	1352.8	1437.3	1390.6
27.5°	1561.8	1528.0	1385.3	1400.4	1363.5	1279.4	1359.5	1403.5	1391.1	1535.2	1570.3
30°	1693.0	1693.9	1493.8	1522.7	1454.2	1386.2	1472.9	1536.5	1520.9	1705.5	1672.1
32.5°	1860.7	1866.9	1681.0	1603.6	1557.4	1544.5	1533.8	1604.1	1701.0	1850.5	1853.6
35°	2041.7	2095.1	1842.5	1761.1	1682.4	1625.4	1686.8	1784.2	1847.3	2086.2	2043.9
37.5°	2394.4	2304.5	2097.7	1944.7	1894.5	1871.8	1904.3	1960.8	2097.3	2303.2	2375.7
40°	2602.9	2578.0	2296.5	2168.4	1974.5	2035.0	2017.2	2172.0	2285.0	2592.2	2598.9
42.5°	2921.8	2796.4	2543.3	2380.6	2206.2	2101.3	2212.5	2420.1	2556.7	2816.4	2939.1
45°	3173.9	3012.9	2817.7	2694.1	2474.0	2396.1	2436.2	2702.1	2873.3	3051.6	3213.1
47.5°	3452.8	3278.4	3083.2	2863.5	2648.7	2775.5	2704.8	2938.7	3105.9	3361.6	3512.8
50°	3803.2	3610.2	3360.3	3178.8	3036.5	3081.0	3069.9	3236.6	3443.0	3676.0	3847.7
52.5°	4189.2	3970.9	3729.8	3561.3	3501.2	3391.0	3535.0	3603.5	3755.6	3969.1	4170.5
55°	4459.2	4240.8	4094.9	4149.2	4133.2	3956.2	4082.5	4089.6	4016.2	4093.2	4296.0
57.5°	4417.4	4208.8	4188.8	4393.8	4700.2	4871.4	4676.2	4256.4	3981.5	3945.5	4160.3
60°	3862.4	3684.0	3867.2	4329.8	5222.3	5743.5	4991.9	4130.5	3677.8	3490.6	3697.8
62.5°	2661.6	2541.1	2920.9	3644.0	5285.0	6416.4	4980.4	3589.3	2852.4	2512.6	2673.6
65°	1261.7	1218.1	1538.7	2310.3	4402.2	6236.7	4351.1	2428.6	1641.9	1311.5	1347.9
67.5°	474.5	452.7	564.8	1020.6	2772.8	4946.6	2924.9	1198.1	635.1	493.6	510.5
70°	269.5	253.9	268.6	372.2	1116.2	2801.7	1261.7	410.9	269.9	245.9	261.9
72.5°	212.1	200.1	202.3	225.0	385.1	1099.8	408.2	234.4	196.1	186.3	200.6
75°	175.2	164.5	164.1	176.6	224.6	357.1	230.8	179.2	158.8	151.6	163.2
77.5°	139.2	133.0	134.7	144.5	161.0	199.7	167.2	145.0	130.3	121.9	129.9
80°	101.8	101.0	108.1	117.0	120.1	134.3	125.4	117.0	104.1	92.1	95.2
82.5°	66.7	67.2	80.5	87.6	86.3	85.8	89.8	89.4	77.8	60.9	60.9
85°	38.2	39.1	49.4	55.1	54.3	43.1	56.9	57.4	49.8	36.9	35.6
87.5°	12.5	15.6	21.3	22.7	21.8	12.0	21.8	24.0	21.8	15.6	13.8
90°	0.0	0.0	0.0	0.0	0.0	0.0	0.0	0.0	0.0	0.0	0.0

(END OF REPORT)